

AAA9000 Articulating Arm (Heavy Duty)

Knight Global's AAA9000 Articulating Arm is designed to lift, rotate, balance and manipulate product from conveyors, dunnage and assembly lines. Articulating Arms are available in various sizes and lifting configurations that utilize either a Knight Balancer, single or twin cylinder to achieve a greater lifting capacity while reducing the overall mass of the tool. The Overhead mount travels on the X and Y axis.

Knight Articulating Arms are available in a pedestal or overhead mounted design.



Features & Benefits

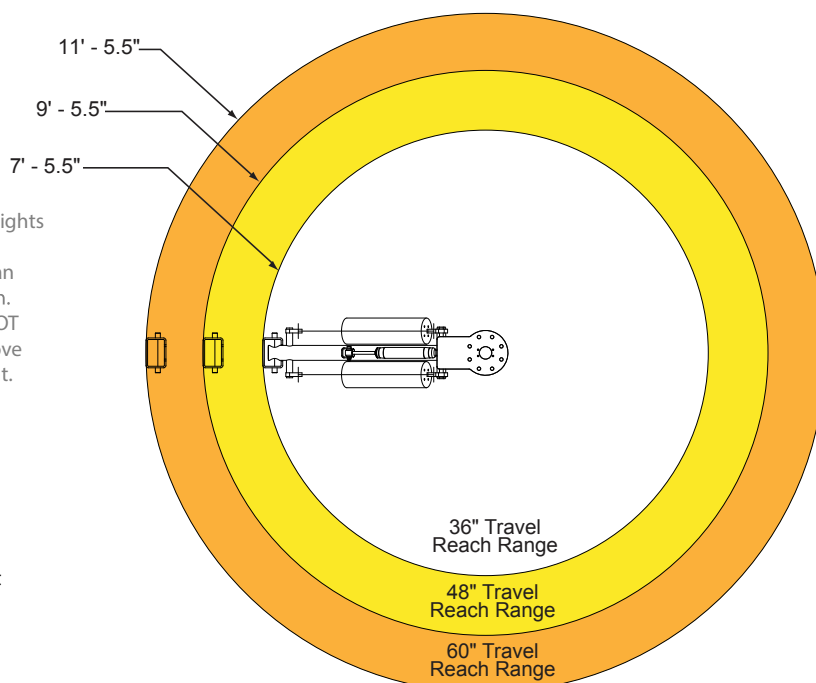
- Max. Lifting/Balance Capacity:
Up to 600 lbs. [272kg] at 100 psi.
- Variety of Control Configurations.
- Elimination of torque reaction exposure.
- Reduces operator fatigue.
- Either swivel or fixed tool.

Table 1

Arm Lifting Capacity			
Reach	60 P.S.I.	80 P.S.I.	100 P.S.I.
36" 914mm	400 lbs. 181kg	600 lbs. 272kg	600 lbs. 272kg
48" 1219mm	300 lbs. 136kg	425 lbs. 192kg	525 lbs. 238kg
60" 1524mm	225 lbs. 102kg	350 lbs. 158kg	400 lbs. 181kg
Arm lift capacity will be reduced when an arm extension is used from Table 2 (pg2)			
EXAMPLE:			
48" Arm @ 80 P.S.I.	=	425 LBS.	} subtract
Ext. Arm ("E") with 24" reach	=	91 LBS.	
Max. Arm lift capacity	=	334 LBS.*	

*Fixture & part cannot exceed this weight.

Note: All weights tested with no more than 2° deflection. Arms will NOT lift 5 lbs above listed weight.



For more information, please contact a Knight Global representative.



Arm Extensions

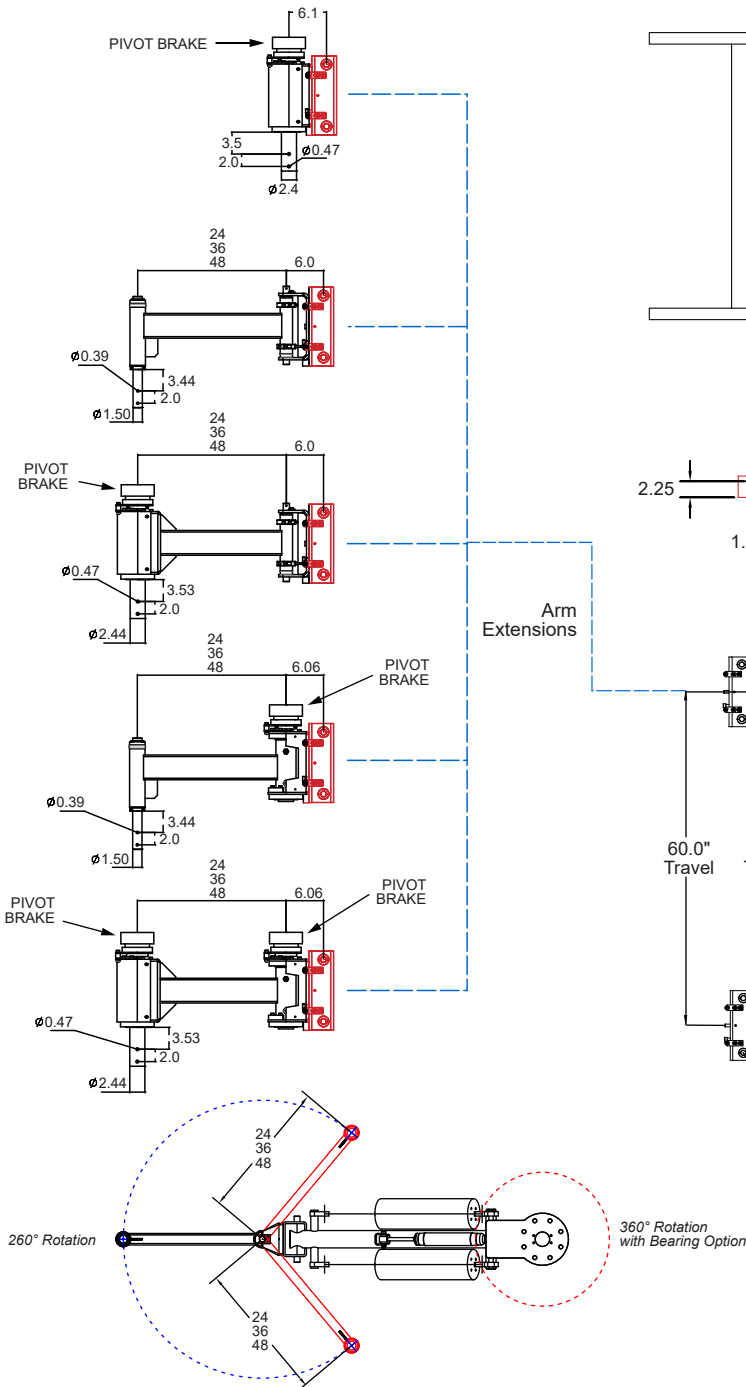
Part # AOA7007
Extension Arm (B)
(1) PIVOT BRAKE

Part # AOA7001
Extension Arm (C)

Part # AOA7009
Extension Arm (D)
(1) PIVOT BRAKE

Part # AOA7010
Extension Arm (E)
(1) PIVOT BRAKE

Part # AOA7011
Extension Arm (F)
(2) PIVOT BRAKE



Arm Accessories

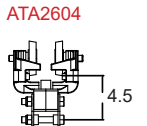
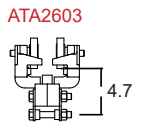
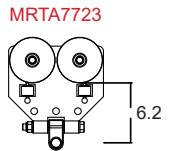
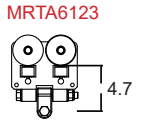
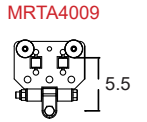


Table 2

Arm Capacity reduced by weight of arm extension

Weight of Arm Extensions					
Ext. Arm (B)	Reach	Ext. Arm (C)	Ext. Arm (D)	Ext. Arm (E)	Ext. Arm (F)
64.6 lbs. 29.3kg	24" 609mm	53 lbs. 24kg	99.5 lbs. 45kg	91.2 lbs. 41kg	138 lbs. 63kg
	36" 914mm	62.2 lbs. 28kg	109 lbs. 50kg	100 lbs. 45kg	146 lbs. 66kg
	48" 1219mm	71.4 lbs. 32kg	118 lbs. 53kg	110 lbs. 50kg	156 lbs. 70kg

****Refer to Table 1 (pg1) for example**

ORDER # EX: 9_36_F48_G99_H_J24

Optional [Omit if not required]

Arm Desc.	Arm Length	Arm Extension	Spacer	Bearing	Carriage
9	XX	XXX	XXX	X	XXX
	36 48 60	B C24, C36, or C48 D24, D36, or D48 E24, E36, or E48 F24, F36, or F48	Specify Length (Inches) GXX	H = yes I = no	J24 J36
ARM		ARM ACCESSORIES			