


## MJBA2100 Light Tool Turnbuckle Jib Crane

Knight Global's MJBA2100 Turnbuckle Jib Crane is ergonomically designed to accommodate workstations where ceiling heights are inconvenient for an overhead crane system. This series offers a large tool coverage area with a single rotating rail on a floor-mounted pedestal. It also has a level adjustment screw used to adjust the pitch of the rail and an adjustable hard stop.


Knight Jib Cranes have Timken® Tapered Roller bearings that provide a smooth 360 degree rotation and have boom lengths available up to 10 ft. [3m].



MAX. BOOM LENGTH: Up to **10 ft. [3.0m]**  
MAX. CAPACITY: **140 lbs. [63.5kg]**

### Features & Benefits

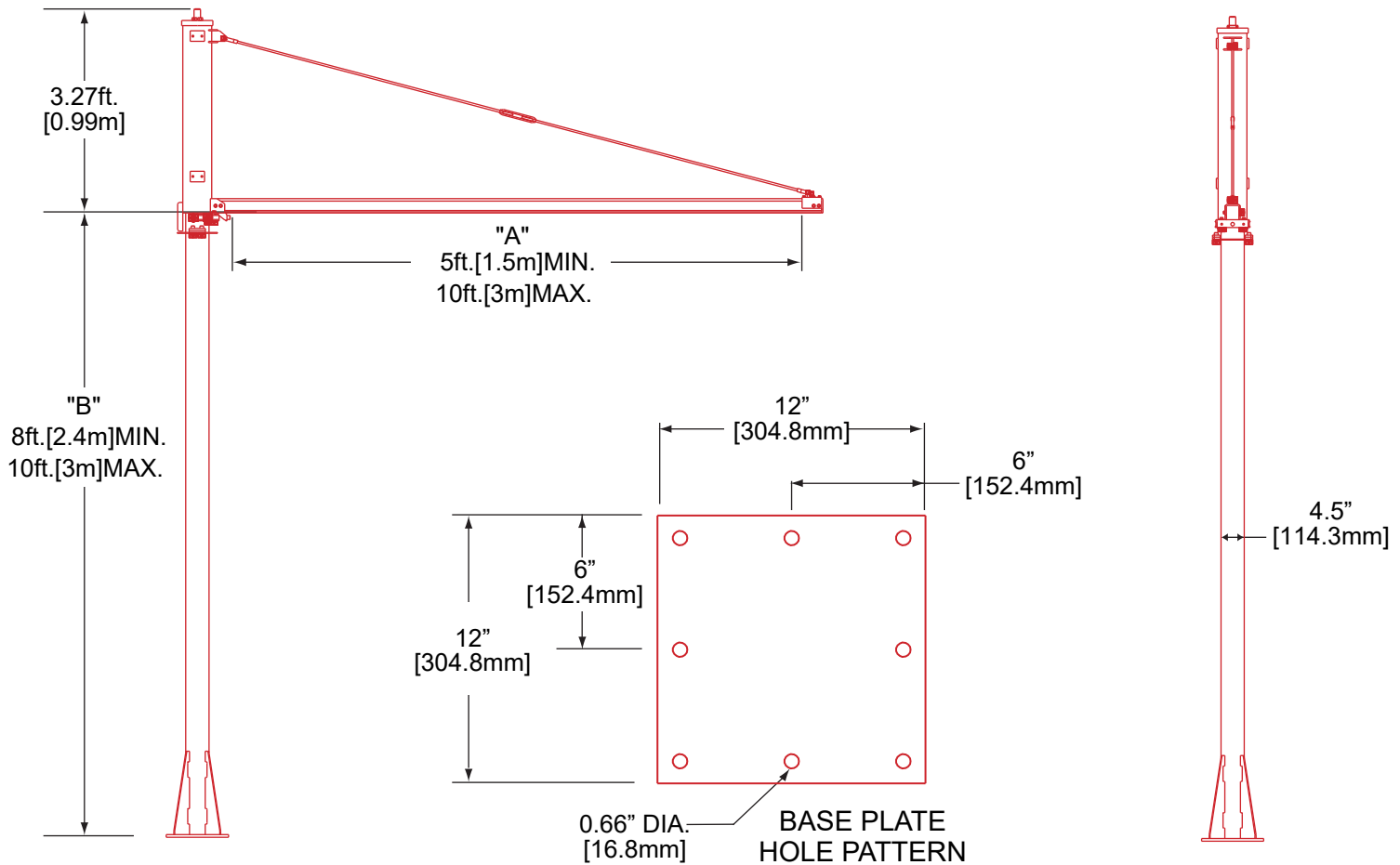
- For low headroom clearance applications.
- Timken® thrust bearing design eases rotational effort.
- Level Adjustment End Bracket used to adjust pitch of rail.
- 360 degree rotation (Optional Fitting #JSA9137).
- Maximum Under Rail Clearance Height:  
Up to **15 ft. [4.5m]**.



Optional Hose Management: Part # JSA9135

For more information, please contact a Knight Global representative.

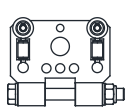
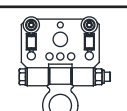
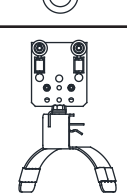
## MJBA2100 Light Duty Turnbuckle Jib Crane



### EXAMPLE:

ORDER # : MJBA2100A\_10\_10

	Post Height "B"	Rail Length "A"
MJBA2100A	XX	XX
	Specify Height [Max 15 ft.] (Feet)	Specify [Max 10 ft.] (Feet)

Optional		
RAIL	MODEL #	TROLLEY
Knight TR2000 Trolley	TRT2002	
Knight TR2000 Trolley	TRT2003	
Knight TR2000 HoseTrolley	TRM2021	

For more information, please contact a Knight Global representative.

