
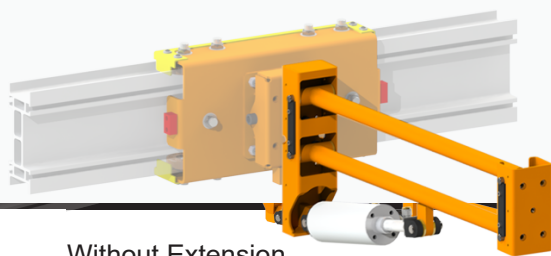


AAA4000 Articulating Arm (Light Duty)



With Extension
Arm



Without Extension
Arm

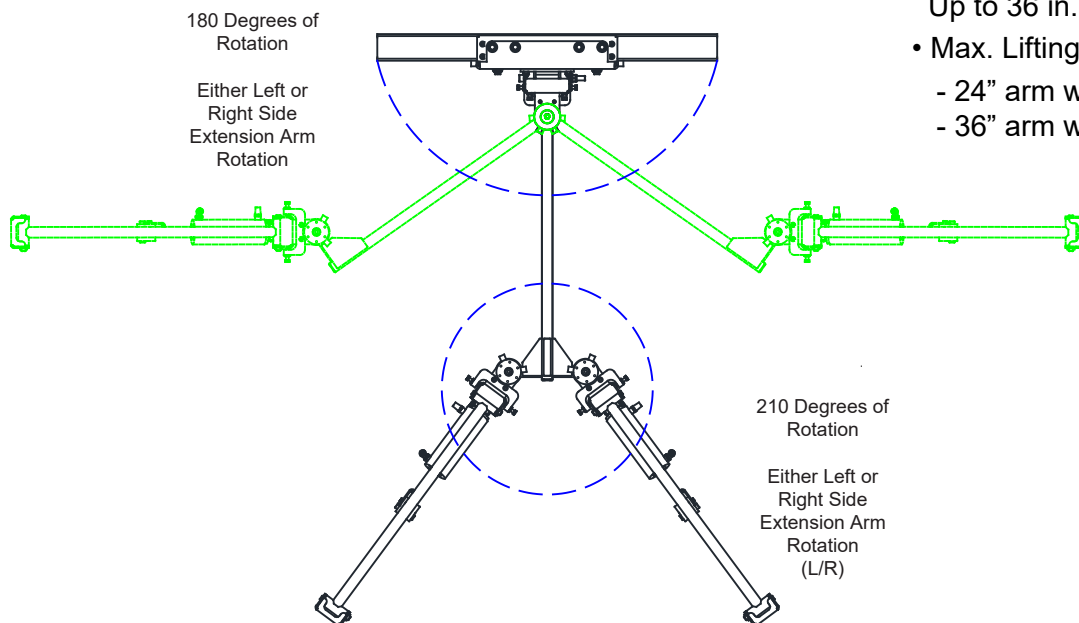
Knight Global's AAA4000 Linear Rail Mounted Light Duty Articulating Arm is a parallelogram arm that utilizes a single cylinder in the rear of the arm to achieve greater lifting capacity. This arm is for secure tools and light lifting applications.

The AAA4000 arm is used to lift, rotate, balance, and move product from conveyors, dunnage, assembly lines and more. The AAA4000 features a variety of control configurations.

Knight offers fixed and rotational arm configurations.

Features & Benefits

- Linear Rail Pedestal or Wall Mounted.
- Variety of Control Configurations.
- Max. Arm Length: Up to 36 in. [914mm].
- Max. Extension Boom Length: Up to 36 in. [914mm].
- Max. Vertical Arm Travel: Up to 36 in. [914mm].
- Max. Lifting/Balance Capacity:
 - 24" arm will lift 80 lbs at a min. of 60 psi.
 - 36" arm will lift 65 lbs at a min. of 60 psi.

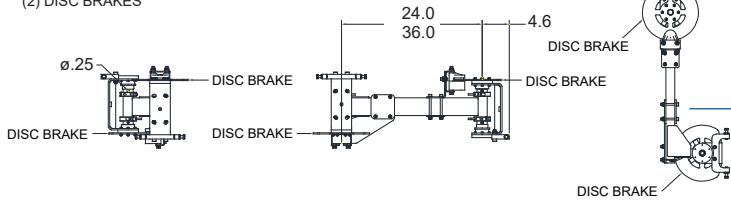


For more information, please contact a Knight Global representative.

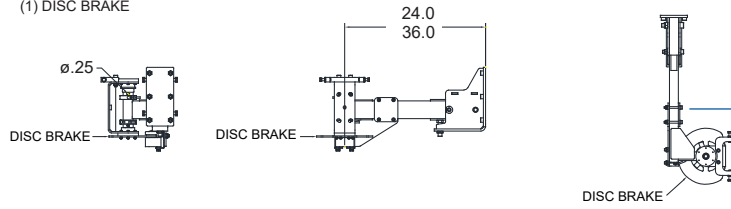
AAA4000 Articulating Arm (Light Duty)

Arm Extensions

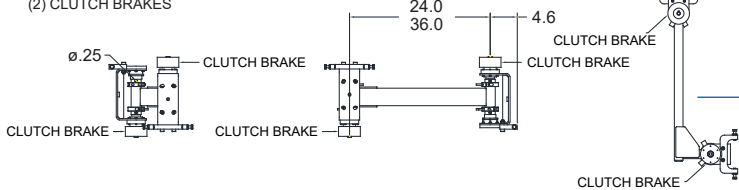
Extension Arm (B) (2) DISC BRAKES



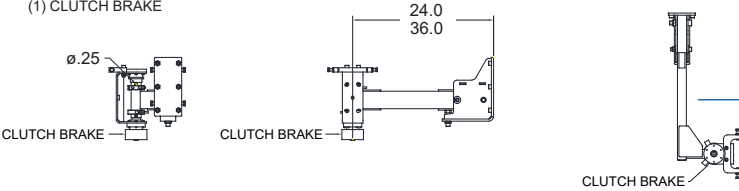
Extension Arm (C) (1) DISC BRAKE



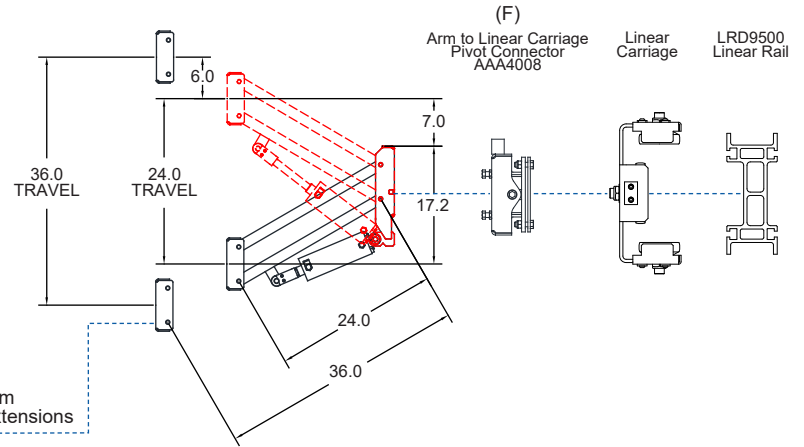
Extension Arm (D) (2) CLUTCH BRAKES



Extension Arm (E) (1) CLUTCH BRAKE



Arm Accessories



ORDER # EX: L4_24_B24L_F

Optional [Omit if not required]

Arm Desc.	Arm Length	Arm Extension	Connector
L4	XX	XXX	X
	24 36	B24L, B24R B36L, B36R C24L, C24R C36L, C36R D24L, D24R D36L, D36R E24L, E24R E36L, E36R	F = AAA4008
ARM		ARM ACCESSORIES	

